


The majority of Canadians don't plan to consume legal cannabis, Canadian insights into cannabis legalization

CCSA September OMNI Survey Summary - FINAL

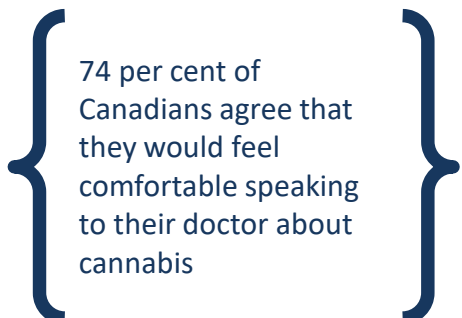
submitted by Nanos to the Canadian Centre on Substance Use and Addiction, October 2018
(Submission 2018-1286)



Canadian Centre
on Substance Use
and Addiction

Centre canadien sur
les dépendances et
l'usage de substances

Summary




74 per cent of Canadians agree that they would feel comfortable speaking to their doctor about cannabis

A majority of Canadians say they are knowledgeable or somewhat knowledgeable about the health effects of cannabis and agree they would feel comfortable speaking to their doctor about it. The top concern for Canadians about the legalization of cannabis is people driving/working while impaired followed by negative effects on youth. A majority of Canadians also say they are confident or somewhat confident that they know its effects on driving but are somewhat not confident or not confident that police have the tools they need to detect cannabis/marijuana-impaired driving. Over four in five Canadians say schools should play a role in educating youth about using cannabis.

- **Canadians most frequently mention people driving/working while impaired as their top concern about the legalization of cannabis/marijuana** – When asked what concerns them the most about the legalization of cannabis/marijuana, one in five Canadians (20%) say people driving/working while impaired is what concerns them the most, followed by negative effects on youth (easier access, affecting their developing brain) (17%), exposure to second hand smoke/odour (nine per cent), having proper regulations/even regulations across the country (seven per cent) and the negative health effects of cannabis (six per cent). Nine per cent say they have no concerns with the legalization of cannabis/marijuana and three per cent are unsure.
- **Majority of Canadians say they are knowledgeable or somewhat knowledgeable about the health effects of cannabis** – Over eight in ten Canadians say they are knowledgeable (27%) or somewhat knowledgeable (57%) about the health effects of cannabis/marijuana, while over one in ten say they are not knowledgeable (five per cent) or somewhat not knowledgeable (10%) about the health effects. One per cent are unsure.
- **Close to nine in ten Canadians agree or somewhat agree schools should play a role in educating youth about using cannabis** – A majority of Canadians agree (67%) or somewhat agree (22%) that schools should play a role in educating youth about using cannabis/marijuana, while one in ten disagree (six per cent) or somewhat disagree (four per cent) with this. One per cent are unsure.


Summary



62% of Canadians say they will not consume cannabis products once it is legal.

- **Just over nine in ten Canadians agree or somewhat agree they would feel comfortable speaking with their doctor about cannabis** – Over nine in ten Canadians say they agree (74%) or somewhat agree (17%) that they would be comfortable speaking with their doctor or other health care providers about cannabis/marijuana, while less than one in ten disagree (four per cent) or somewhat disagree (three per cent) with this. Two per cent are unsure.
- **A comfortable majority of Canadians say they are confident or somewhat confident that they know the effects of cannabis on driving** – Over eight in ten Canadians say that they are confident (52%) or somewhat confident (29%) that they know the effects of cannabis/marijuana consumption while driving, while close to two in ten say they are not confident (10%) or somewhat not confident (six per cent). Three per cent are unsure.
- **Canadians most frequently say their workplace has a substance use policy** – When asked if their workplace has a substance use policy, over four in ten (42%) Canadians say their workplace has a substance use policy while just over two in ten (21%) say it does not. Close to four in ten (37%) are unsure.
- **Close to six in ten Canadians report they have tried cannabis/marijuana** – Asked if they have ever used cannabis/marijuana in any form, close to six in ten Canadians report they have tried it (47%), tried it but didn't inhale (two per cent), use it occasionally (seven per cent) or use it frequently (three per cent). Four in ten Canadians (40%) report they have never used it and two per cent say they have never used it but they are considering it when it's legal.

Summary



70% of Canadians are somewhat not confident or not confident that the police have the tools they need to detect cannabis/marijuana-impaired driving.

- **A majority of Canadians say they will not consume cannabis/marijuana products once it is legal** – Asked what best describes their personal consumption of cannabis/marijuana, if at all, once it is legalized, just over six in ten Canadians (62%) say they will not consume cannabis/marijuana products once it is legalized, while 15 per cent say they are more likely to eat or drink cannabis/marijuana-based products. Nine per cent say they are equally likely to smoke, eat, or drink cannabis/marijuana-based products, and five per cent are more likely to smoke cannabis/marijuana. Nine per cent are unsure.
- **A majority of Canadians are somewhat not confident or not confident that police have the tools they need to detect cannabis/marijuana-impaired driving** – Seven in ten Canadians say they are not confident (41%) or somewhat not confident (29%) that police have the tools they need to detect cannabis/marijuana-impaired driving, while over one in four say they are confident (seven per cent) or somewhat confident (20%) about this. Four per cent are unsure.

These observations are based on a hybrid telephone and online random survey of 1,000 Canadians, 18 years of age or older, between September 29th and October 4th, 2018 as part of an omnibus survey. Participants were randomly recruited by telephone using live agents and administered a survey online.

This study was commissioned by the Canadian Centre on Substance Use and Addiction and the research was conducted by Nanos Research.

Concerns about cannabis legalization

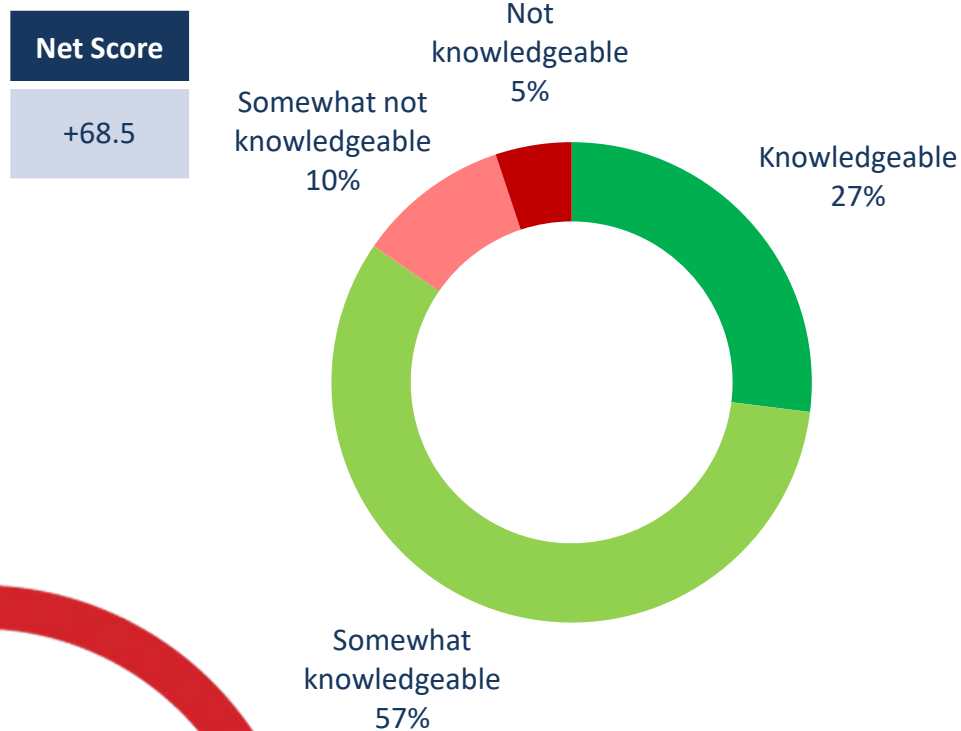
Source: Nanos Research, RDD dual frame hybrid telephone and online random survey, September 29th to October 4th, 2018, n=1000, accurate 3.1 percentage points plus or minus, 19 times out of 20.

Top 10 mentions	Frequency (n=1000)
Driving/working while impaired	19.6%
Negative effects on youth (Easier access, affecting their developing brain)	16.9%
Exposure to second hand smoke/odour	9.3%
No concerns	8.8%
Having proper regulations/even regulations across the country	6.8%
Negative health effects of marijuana/cannabis	6.5%
Increased usage/addiction	4.6%
Difficulties measuring the level of intoxication	3.9%
It is rushed/not thought out/will not stop the illegal market	2.5%
Lack of education/normalization of the drug	1.9%
Unsure	3.5%

QUESTION – What concerns you the most about the legalization of cannabis/marijuana? [Open-ended]

Knowledge on health effects of cannabis

Source: Nanos Research, RDD dual frame hybrid telephone and online random survey, September 29th to October 4th, 2018, n=1000, accurate 3.1 percentage points plus or minus, 19 times out of 20.



Subgroups	Knowledgeable/ somewhat knowledgeable
Atlantic (n=100)	83.5%
Quebec (n=250)	85.6%
Ontario (n=300)	84.2%
Prairies (n=200)	79.8%
British Columbia (n=150)	85.6%
Male (n=511)	82.0%
Female (n=489)	85.6%
18 to 34 (n=196)	84.0%
35 to 54 (n=455)	85.2%
55 plus (n=349)	82.4%

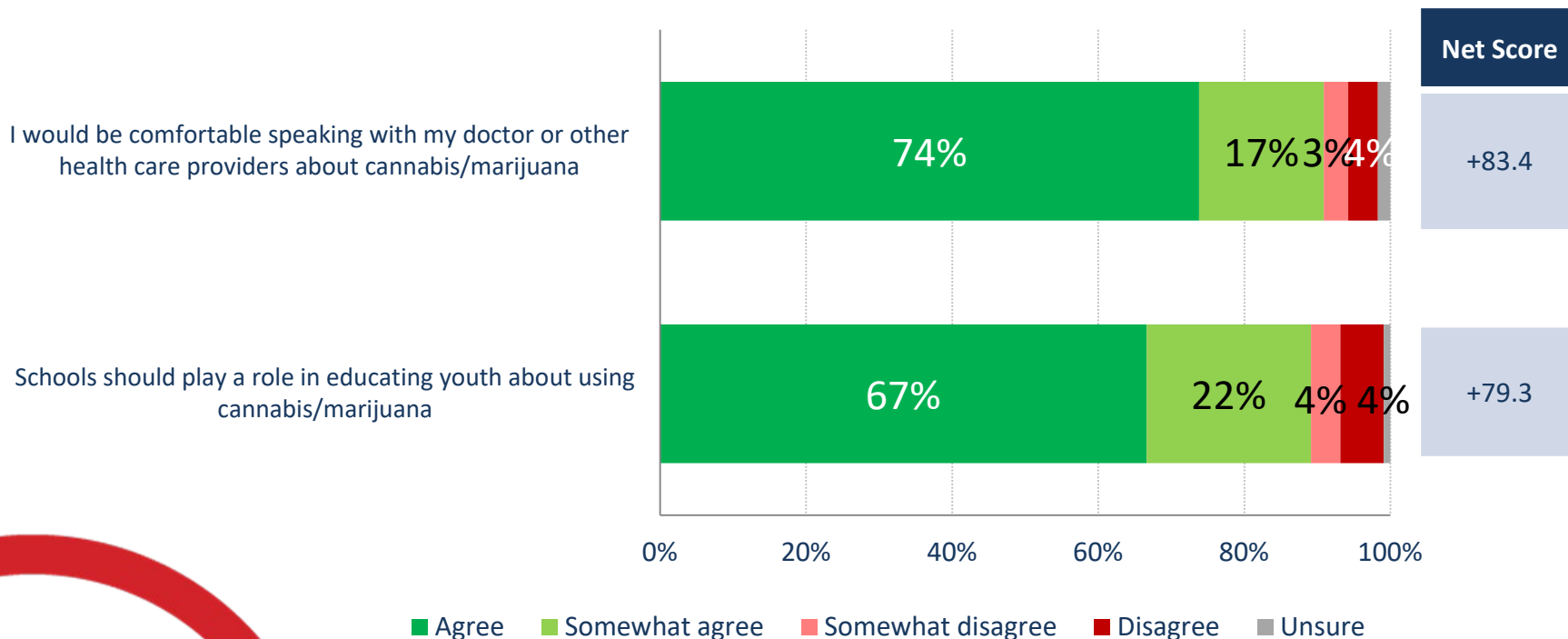
*Weighted to the true population proportion.

***Note: Charts may not add up to 100 due to rounding**

QUESTION – Are you knowledgeable, somewhat knowledgeable, somewhat not knowledgeable, or not knowledgeable about the health effects of cannabis/marijuana?

Comfort level talking about cannabis and support for cannabis education in schools

Source: Nanos Research, RDD dual frame hybrid telephone and online random survey, September 29th to October 4th, 2018, n=1000, accurate 3.1 percentage points plus or minus, 19 times out of 20.

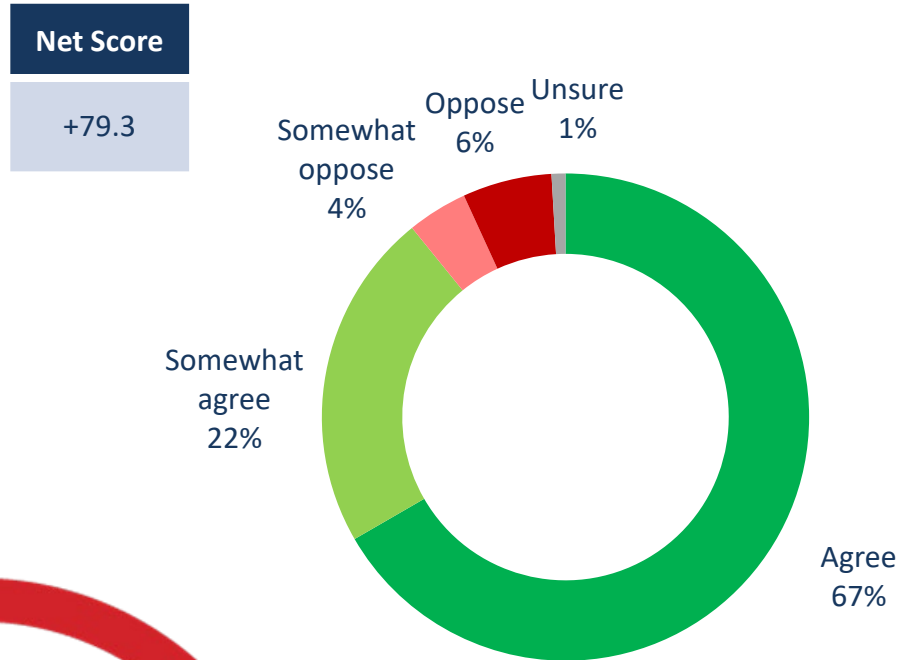


*Note: Charts may not add up to 100 due to rounding

QUESTION – Do you agree, somewhat agree, somewhat disagree or disagree with the following? [ROTATE]

Opinions on schools educating youth about using cannabis

Source: Nanos Research, RDD dual frame hybrid telephone and online random survey, September 29th to October 4th, 2018, n=1000, accurate 3.1 percentage points plus or minus, 19 times out of 20.



***Note: Charts may not add up to 100 due to rounding**

Subgroups	Agree/ somewhat agree
Atlantic (n=100)	88.9%
Quebec (n=250)	88.7%
Ontario (n=300)	92.3%
Prairies (n=200)	87.9%
British Columbia (n=150)	85.5%
Male (n=511)	88.6%
Female (n=489)	89.7%
18 to 34 (n=196)	89.5%
35 to 54 (n=455)	89.2%
55 plus (n=349)	88.8%

**Weighted to the true population proportion.*

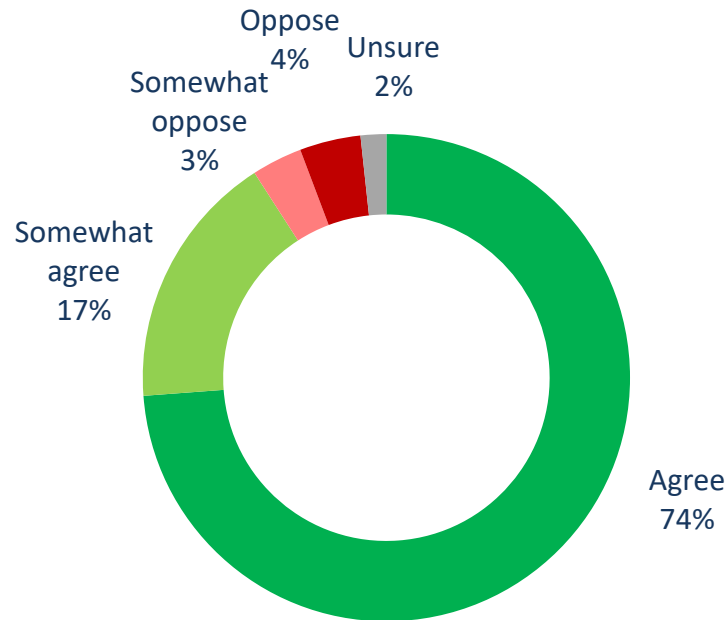
QUESTION – Do you agree, somewhat agree, somewhat disagree or disagree with the following? [ROTATE]

Schools should play a role in educating youth about using cannabis/marijuana

Level of comfort talking to doctors about cannabis

Source: Nanos Research, RDD dual frame hybrid telephone and online random survey, September 29th to October 4th, 2018, n=1000, accurate 3.1 percentage points plus or minus, 19 times out of 20.

Net Score
+83.4



Subgroups	Agree/ somewhat agree
Atlantic (n=100)	91.9%
Quebec (n=250)	90.0%
Ontario (n=300)	90.2%
Prairies (n=200)	91.3%
British Columbia (n=150)	92.6%
Male (n=511)	92.4%
Female (n=489)	89.4%
18 to 34 (n=196)	88.9%
35 to 54 (n=455)	90.2%
55 plus (n=349)	92.9%

***Note: Charts may not add up to 100 due to rounding**

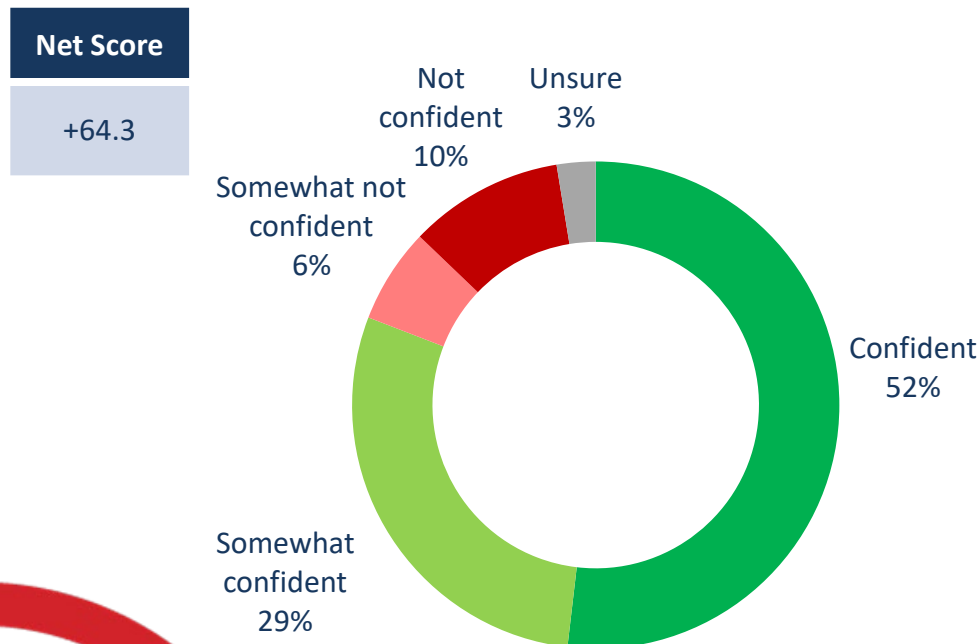
***Weighted to the true population proportion.**

QUESTION – Do you agree, somewhat agree, somewhat disagree or disagree with the following? [ROTATE]

I would be comfortable speaking with my doctor or other health care providers about cannabis/marijuana

Confidence in knowing the effects of cannabis consumption while driving

Source: Nanos Research, RDD dual frame hybrid telephone and online random survey, September 29th to October 4th, 2018, n=1000, accurate 3.1 percentage points plus or minus, 19 times out of 20.



***Note: Charts may not add up to 100 due to rounding**

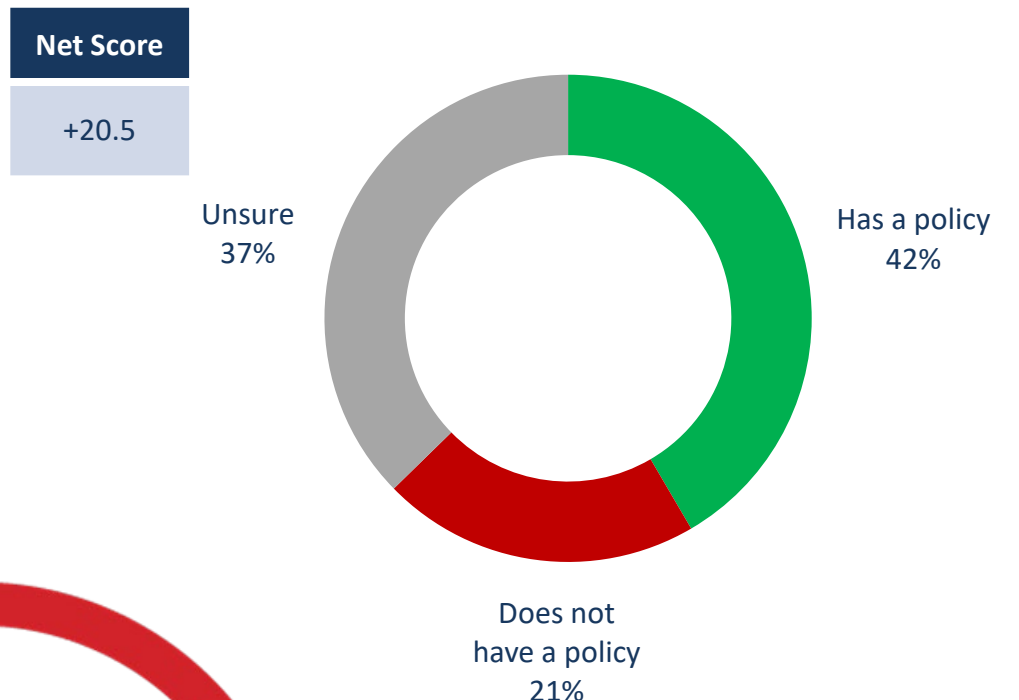
Subgroups	Confident/ somewhat confident
Atlantic (n=100)	84.1%
Quebec (n=250)	77.4%
Ontario (n=300)	82.3%
Prairies (n=200)	79.6%
British Columbia (n=150)	83.3%
Male (n=511)	79.5%
Female (n=489)	82.1%
18 to 34 (n=196)	87.2%
35 to 54 (n=455)	80.9%
55 plus (n=349)	76.4%

**Weighted to the true population proportion.*

QUESTION – Are you confident, somewhat confident, somewhat not confident or not confident that you know the effects of cannabis/marijuana consumption while driving?

Workplace substance use policies

Source: Nanos Research, RDD dual frame hybrid telephone and online random survey, September 29th to October 4th, 2018, n=1000, accurate 3.1 percentage points plus or minus, 19 times out of 20.



Subgroups	Has a policy
Atlantic (n=100)	40.9%
Quebec (n=250)	42.3%
Ontario (n=300)	41.7%
Prairies (n=200)	44.6%
British Columbia (n=150)	36.6%
Male (n=511)	46.0%
Female (n=489)	37.3%
18 to 34 (n=196)	59.2%
35 to 54 (n=455)	45.0%
55 plus (n=349)	26.3%

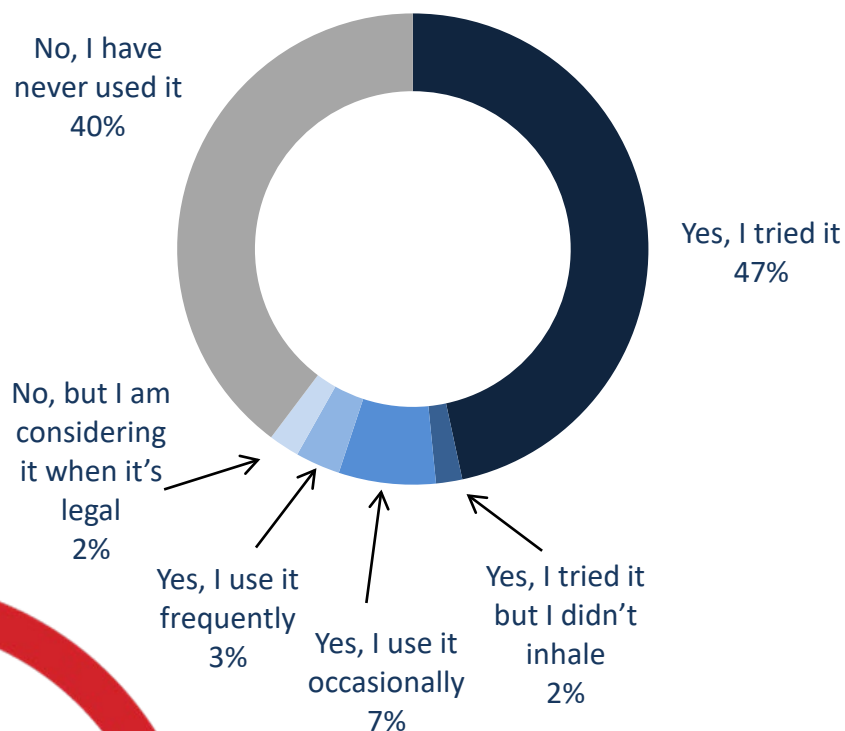
*Weighted to the true population proportion.

***Note: Charts may not add up to 100 due to rounding**

QUESTION – Does your workplace have or not have a substance use policy?

Previous/current cannabis use

Source: Nanos Research, RDD dual frame hybrid telephone and online random survey, September 29th to October 4th, 2018, n=945, accurate 3.1 percentage points plus or minus, 19 times out of 20.



Subgroups	Yes, I tried it
Atlantic (n=96)	38.1%
Quebec (n=238)	49.7%
Ontario (n=287)	45.5%
Prairies (n=186)	44.3%
British Columbia (n=138)	52.7%
Male (n=481)	45.1%
Female (n=464)	48.1%
18 to 34 (n=194)	47.7%
35 to 54 (n=427)	50.7%
55 plus (n=324)	42.2%

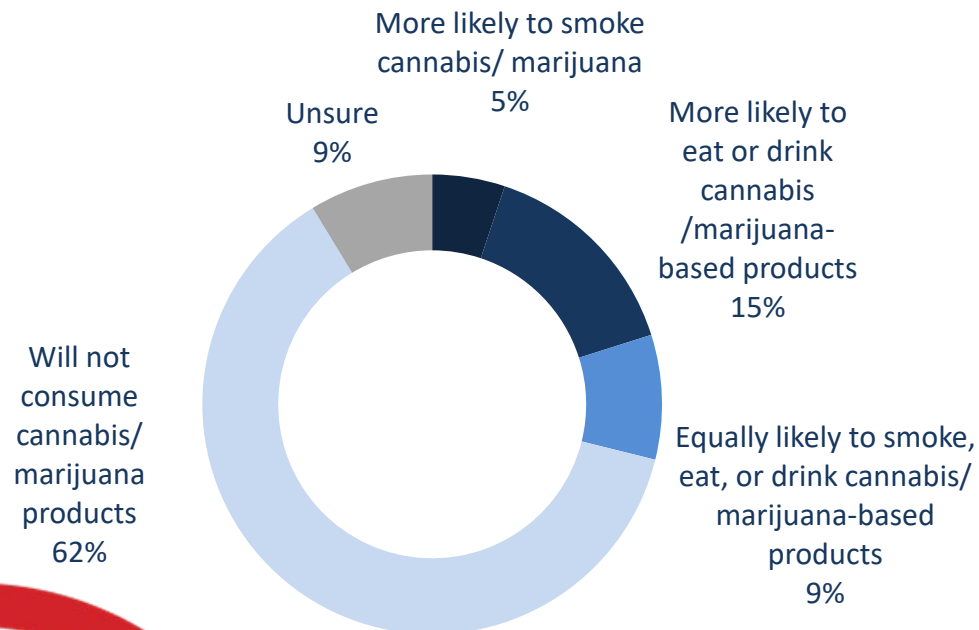
*Weighted to the true population proportion.

***Note: Charts may not add up to 100 due to rounding**

QUESTION – Have you ever used cannabis/marijuana in any form (bud, oil, hashish / joint, cigarette, bong, vaporizer, pipe, etc.)?[EXCLUDING REFUSED]

Cannabis use once legalized

Source: Nanos Research, RDD dual frame hybrid telephone and online random survey, September 29th to October 4th, 2018, n=1000, accurate 3.1 percentage points plus or minus, 19 times out of 20.



Subgroups	Will not consume cannabis/marijuana products
Atlantic (n=100)	62.7%
Quebec (n=250)	73.8%
Ontario (n=300)	56.3%
Prairies (n=200)	65.2%
British Columbia (n=150)	51.6%
Male (n=511)	61.6%
Female (n=489)	63.2%
18 to 34 (n=196)	56.5%
35 to 54 (n=455)	61.3%
55 plus (n=349)	67.5%

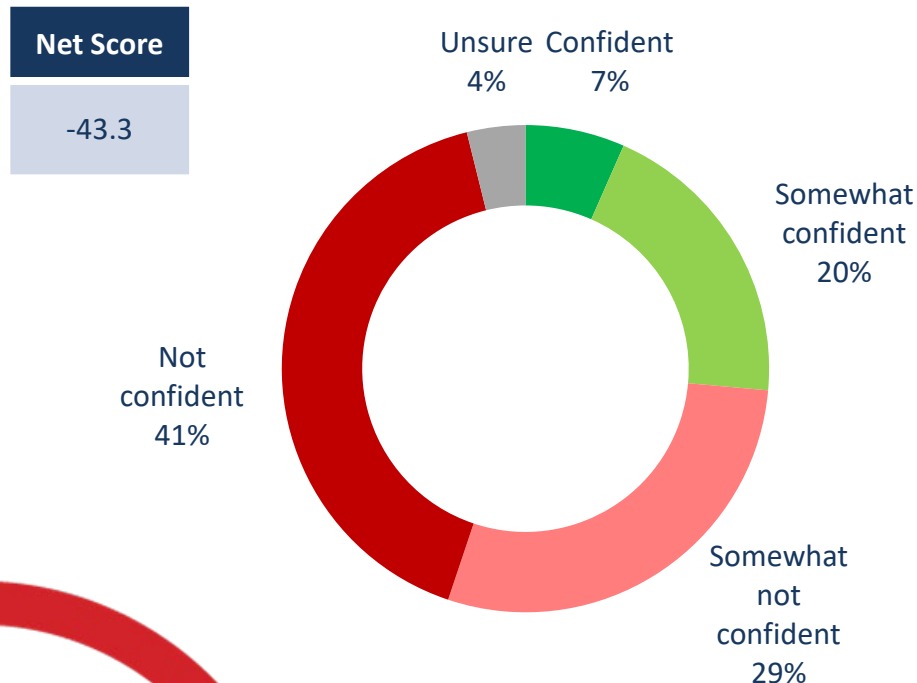
***Note: Charts may not add up to 100 due to rounding**

***Weighted to the true population proportion.**

QUESTION – Which of the following statements best describes your personal consumption of cannabis/marijuana, if at all once it is legalized. Are you
[RANDOMIZE]

Confidence in police ability to detect cannabis impaired drivers

Source: Nanos Research, RDD dual frame hybrid telephone and online random survey, September 29th to October 4th, 2018, n=1000, accurate 3.1 percentage points plus or minus, 19 times out of 20.




Subgroups	Not confident/ somewhat not confident
Atlantic (n=100)	67.4%
Quebec (n=250)	67.1%
Ontario (n=300)	66.6%
Prairies (n=200)	72.7%
British Columbia (n=150)	77.9%
Male (n=511)	71.1%
Female (n=489)	68.3%
18 to 34 (n=196)	62.6%
35 to 54 (n=455)	70.8%
55 plus (n=349)	73.7%

***Note: Charts may not add up to 100 due to rounding**

***Weighted to the true population proportion.**

QUESTION – Are you confident, somewhat confident, somewhat not confident or not confident that police have the tools they need to detect cannabis/marijuana-impaired driving?



Methodology

Methodology

Nanos conducted an RDD dual frame (land- and cell-lines) hybrid telephone and online random survey of 1,000 Canadians, 18 years of age or older, between September 29th and October 4th, 2018 as part of an omnibus survey. Participants were randomly recruited by telephone using live agents and administered a survey online. The results were statistically checked and weighted by age and gender using the latest Census information and the sample is geographically stratified to be representative of Canada.

Individuals were randomly called using random digit dialling with a maximum of five call backs.

The margin of error for a random survey of 1,000 Canadians is ± 3.1 percentage points, 19 times out of 20.

The research was commissioned by the Canadian Centre on Substance Use and Addiction and was conducted by Nanos Research.

Note: Charts may not add up to 100 due to rounding.



Technical Note

Element	Description
Organization who commissioned the research	Canadian Centre on Substance Use and Addiction
Final Sample Size	1000 Randomly selected individuals.
Margin of Error	±3.1 percentage points, 19 times out of 20.
Mode of Survey	RDD dual frame (land- and cell-lines) hybrid telephone and online omnibus survey
Sampling Method Base	The sample included both land- and cell-lines RDD (Random Digit Dialed) across Canada.
Demographics (Captured)	Atlantic Canada, Quebec, Ontario, Prairies, British Columbia; Men and Women; 18 years and older. Six digit postal code was used to validate geography.
Fieldwork/Validation	Live interviews with live supervision to validate work.
Number of Calls	Maximum of five call backs.
Time of Calls	Individuals were called between 12-5:30 pm and 6:30-9:30pm local time for the respondent.
Field Dates	September 29 th to October 4 th , 2018.
Language of Survey	The survey was conducted in both English and French.
Standards	This report meets the standards set forth by ESOMAR.

Element	Description
Weighting of Data	The results were weighted by age and gender using the latest Census information (2016) and the sample is geographically stratified to ensure a distribution across all regions of Canada. See tables for full weighting disclosure
Screening	Screening ensured potential respondents did not work in the market research industry, in the advertising industry, in the media or a political party prior to administering the survey to ensure the integrity of the data.
Excluded Demographics	Individuals younger than 18 years old; individuals without land or cell lines could not participate.
Stratification	By age and gender using the latest Census information (2016) and the sample is geographically stratified to be representative of Canada. Smaller areas such as Atlantic Canada were marginally oversampled to allow for a minimum regional sample.
Estimated Response Rate	Ten percent, consistent with industry norms.
Question Order	Question order in the preceding report reflects the order in which they appeared in the original questionnaire.
Question Content	This was module five of an omnibus survey. Previous modules contained questions about unprompted national issues of concern, free trade agreements, cannabis, federal politics in Canada, and Canada's relationship with the US government.
Question Wording	The questions in the preceding report are written exactly as they were asked to individuals.
Survey Company	Nanos Research
Contact	Contact Nanos Research for more information or with any concerns or questions. http://www.nanos.co Telephone:(613) 234-4666 ext. Email: info@nanosresearch.com.

About Nanos

Nanos is one of North America's most trusted research and strategy organizations. Our team of professionals is regularly called upon by senior executives to deliver superior intelligence and market advantage whether it be helping to chart a path forward, managing a reputation or brand risk or understanding the trends that drive success. Services range from traditional telephone surveys, through to elite in-depth interviews, online research and focus groups. Nanos clients range from Fortune 500 companies through to leading advocacy groups interested in understanding and shaping the public landscape. Whether it is understanding your brand or reputation, customer needs and satisfaction, engaging employees or testing new ads or products, Nanos provides insight you can trust.



View our brochure

Nanos Research

North America Toll-free

1.888.737.5505

info@nanosresearch.com



Tabulations

Confidential



2018-1286 – Canadian Centre on Substance Use and Addiction – STAT SHEET

			Region						Gender		Age		
			Canada 2018-09	Atlantic	Quebec	Ontario	Prairies	British Columbia	Male	Female	18 to 34	35 to 54	55 plus
Question – What concerns you the most about the legalization of cannabis/marijuana?	Total	Unwgt N	1000	100	250	300	200	150	511	489	196	455	349
		Wgt N	1000	100	250	300	200	150	491	509	271	340	389
	Driving/working while impaired	%	19.6	18.8	14.1	20.8	19.8	26.5	20.0	19.1	14.7	19.6	23.0
	Difficulties measuring the level of intoxication	%	3.9	2.9	1.7	3.3	6.6	6.0	4.6	3.3	5.3	3.9	3.0
	Negative health effects of marijuana/cannabis	%	6.5	5.5	10.7	5.5	3.7	5.8	6.7	6.3	10.0	4.3	5.9
	Increased crime	%	0.8	0.0	0.7	0.7	1.3	1.2	0.7	1.0	1.0	0.9	0.6
	Having proper regulations/even regulations across the country	%	6.8	8.5	6.2	7.2	6.9	5.5	9.2	4.4	6.3	8.2	5.8
	Negative effects on youth (Easier access, affecting their developing brain)	%	16.9	15.8	24.0	17.4	15.6	6.8	14.1	19.7	13.1	15.6	20.8
	Exposure to second hand smoke/odor	%	9.3	3.4	11.9	10.5	6.8	9.9	6.1	12.4	8.6	10.5	8.8
	No concerns	%	8.8	11.7	7.1	7.8	12.3	6.8	7.2	10.3	9.1	10.1	7.4
	Increased usage/addiction	%	4.6	7.8	5.6	3.4	4.6	3.2	5.4	3.9	3.8	4.6	5.2
	Problems at the US border	%	0.9	0.0	0.0	0.7	2.1	1.6	0.5	1.2	0.6	0.7	1.3
	Increased costs (healthcare system, police resources)	%	1.5	0.9	1.5	1.0	2.7	1.2	1.9	1.2	1.3	1.6	1.5
	Lack of education/normalization of the drug	%	1.9	1.4	1.3	2.5	1.2	3.0	2.0	1.8	2.5	2.2	1.3
	The legal age of purchase should be higher	%	0.4	1.1	0.6	0.5	0.0	0.0	0.1	0.6	0.0	0.8	0.3
	It is rushed/not thought out/will not stop the illegal market	%	2.5	4.2	0.6	1.7	4.2	3.8	3.2	1.8	2.6	2.4	2.5
	General negative effects on society	%	1.2	0.0	2.4	0.7	1.3	0.7	1.3	1.0	1.6	0.9	1.1
	High prices	%	1.3	0.9	1.0	1.9	1.1	1.1	1.4	1.2	2.4	1.0	0.7
	Corporate monopolies	%	1.0	0.0	0.8	0.5	1.2	2.8	1.0	1.0	2.0	0.7	0.6
	Other	%	8.7	12.1	6.6	8.4	7.2	12.4	10.8	6.7	9.0	8.2	8.9
	Unsure	%	3.5	4.7	3.2	5.5	1.4	1.6	3.7	3.2	6.1	3.7	1.4

Nanos conducted an RDD dual frame (land- and cell- lines) hybrid telephone and online random survey of 1,000 Canadians, 18 years of age or older, between September 29th and October 4th, 2018. The margin of error for a random survey of 1,000 Canadians is ± 3.1 percentage points, 19 times out of 20.

www.nanos.co



2018-1286 – Canadian Centre on Substance Use and Addiction – STAT SHEET

			Region						Gender		Age		
			Canada 2018-09	Atlantic	Quebec	Ontario	Prairies	British Columbia	Male	Female	18 to 34	35 to 54	55 plus
Question - Are you knowledgeable, somewhat knowledgeable, somewhat not knowledgeable, or not knowledgeable about the health effects of cannabis/marijuana?	Total	Unwgt N	1000	100	250	300	200	150	511	489	196	455	349
		Wgt N	1000	100	250	300	200	150	491	509	271	340	389
	Knowledgeable	%	26.7	22.7	29.6	26.8	26.2	25.0	24.9	28.5	39.1	27.4	17.5
	Somewhat knowledgeable	%	57.1	60.7	56.0	57.3	53.6	60.6	57.1	57.1	44.9	57.8	64.9
	Somewhat not knowledgeable	%	10.2	9.8	9.4	10.7	9.1	12.2	12.2	8.3	11.1	9.0	10.6
	Not knowledgeable	%	5.1	4.7	4.2	4.9	8.7	2.3	5.2	5.0	4.2	4.8	5.9
	Unsure	%	0.9	2.0	0.7	0.2	2.4	0.0	0.7	1.2	0.7	0.9	1.1

Do you agree, somewhat agree, somewhat disagree or disagree with the following? [ROTATE]

			Region						Gender		Age		
			Canada 2018-09	Atlantic	Quebec	Ontario	Prairies	British Columbia	Male	Female	18 to 34	35 to 54	55 plus
Question - Schools should play a role in educating youth about using cannabis/marijuana	Total	Unwgt N	1000	100	250	300	200	150	511	489	196	455	349
		Wgt N	1000	100	250	300	200	150	491	509	271	340	389
	Agree	%	66.7	72.0	65.9	70.2	61.8	63.8	69.2	64.3	61.9	68.6	68.3
	Somewhat agree	%	22.5	16.8	22.8	22.1	26.1	21.7	19.4	25.5	27.6	20.6	20.5
	Somewhat disagree	%	4.0	7.3	3.4	2.6	2.8	7.4	4.2	3.8	2.7	3.5	5.3
	Disagree	%	5.9	2.7	7.1	4.0	8.5	6.6	6.9	5.0	7.2	5.9	5.0
	Unsure	%	0.9	1.1	0.8	1.2	0.8	0.5	0.3	1.5	0.6	1.3	0.8

Nanos conducted an RDD dual frame (land- and cell- lines) hybrid telephone and online random survey of 1,000 Canadians, 18 years of age or older, between September 29th and October 4th, 2018. The margin of error for a random survey of 1,000 Canadians is ± 3.1 percentage points, 19 times out of 20.

www.nanos.co



2018-1286 – Canadian Centre on Substance Use and Addiction – STAT SHEET

Do you agree, somewhat agree, somewhat disagree or disagree with the following? [ROTATE]

			Region						Gender		Age		
			Canada 2018-09	Atlantic	Quebec	Ontario	Prairies	British Columbia	Male	Female	18 to 34	35 to 54	55 plus
Question - I would be comfortable speaking with my doctor or other health care providers about cannabis/marijuana	Total	Unwgt N	1000	100	250	300	200	150	511	489	196	455	349
		Wgt N	1000	100	250	300	200	150	491	509	271	340	389
	Agree	%	73.8	80.3	65.5	75.7	75.9	77.0	76.5	71.2	70.5	73.9	76.0
	Somewhat agree	%	17.1	11.6	24.5	14.5	15.4	15.6	15.9	18.2	18.4	16.3	16.8
	Somewhat disagree	%	3.4	0.7	4.9	4.5	2.0	2.0	1.8	4.8	4.0	3.7	2.6
	Disagree	%	4.1	7.4	3.9	3.6	4.5	2.2	4.2	3.9	4.1	4.7	3.4
	Unsure	%	1.7	0.0	1.2	1.6	2.3	3.1	1.5	1.9	3.0	1.3	1.1

			Region						Gender		Age		
			Canada 2018-09	Atlantic	Quebec	Ontario	Prairies	British Columbia	Male	Female	18 to 34	35 to 54	55 plus
Question - Are you confident, somewhat confident, somewhat not confident or not confident that you know the effects of cannabis/marijuana consumption while driving?	Total	Unwgt N	1000	100	250	300	200	150	511	489	196	455	349
		Wgt N	1000	100	250	300	200	150	491	509	271	340	389
	Confident	%	51.9	58.7	50.7	53.1	48.0	51.8	49.9	53.7	64.3	53.3	41.9
	Somewhat confident	%	29.0	25.4	26.7	29.2	31.5	31.5	29.6	28.4	22.9	27.6	34.5
	Somewhat not confident	%	6.3	5.4	4.5	7.4	6.3	7.7	6.8	5.8	4.3	6.3	7.6
	Not confident	%	10.3	8.7	16.3	7.1	10.6	7.2	11.3	9.2	6.8	10.3	12.7
	Unsure	%	2.6	1.8	1.9	3.1	3.6	1.8	2.3	2.8	1.7	2.4	3.3

Nanos conducted an RDD dual frame (land- and cell- lines) hybrid telephone and online random survey of 1,000 Canadians, 18 years of age or older, between September 29th and October 4th, 2018. The margin of error for a random survey of 1,000 Canadians is ± 3.1 percentage points, 19 times out of 20.

www.nanos.co



2018-1286 – Canadian Centre on Substance Use and Addiction – STAT SHEET

			Region						Gender		Age		
			Canada 2018-09	Atlantic	Quebec	Ontario	Prairies	British Columbia	Male	Female	18 to 34	35 to 54	55 plus
Question - Does your workplace have or not have a substance use policy?	Total	Unwgt N	1000	100	250	300	200	150	511	489	196	455	349
		Wgt N	1000	100	250	300	200	150	491	509	271	340	389
	Has a policy	%	41.6	40.9	42.3	41.7	44.6	36.6	46.0	37.3	59.2	45.0	26.3
	Does not have a policy	%	21.1	16.0	22.1	18.6	20.7	28.4	22.3	20.0	19.1	21.3	22.4
	Unsure	%	37.3	43.0	35.7	39.7	34.7	35.0	31.7	42.8	21.7	33.8	51.3

			Region						Gender		Age		
			Canada 2018-09	Atlantic	Quebec	Ontario	Prairies	British Columbia	Male	Female	18 to 34	35 to 54	55 plus
Question - Have you ever used cannabis/marijuana in any form (bud, oil, hashish / joint, cigarette, bong, vaporizer, pipe, etc.)?	Total	Unwgt N	1000	100	250	300	200	150	511	489	196	455	349
		Wgt N	1000	100	250	300	200	150	491	509	271	340	389
	Yes, I tried it	%	44.2	36.7	47.7	43.4	41.2	49.1	42.6	45.8	47.0	47.6	39.3
	Yes, I tried it but I didn't inhale	%	1.7	3.8	1.4	1.9	1.6	0.5	1.1	2.3	3.0	1.1	1.4
	Yes, I use it occasionally	%	6.3	6.8	6.0	7.5	6.2	4.3	7.3	5.3	8.2	6.5	4.9
	Yes, I use it frequently	%	2.9	5.6	0.9	3.1	1.6	6.0	2.6	3.3	4.8	3.3	1.3
	No, but I am considering it when it's legal	%	2.0	3.2	0.9	2.6	1.5	2.5	1.7	2.3	2.6	1.5	2.0
	No, I have never used it	%	37.7	40.3	39.1	36.9	40.9	30.8	39.2	36.2	33.0	33.9	44.3
	Refuse	%	5.1	3.6	4.1	4.5	6.9	6.8	5.4	4.9	1.6	6.1	6.8

Nanos conducted an RDD dual frame (land- and cell- lines) hybrid telephone and online random survey of 1,000 Canadians, 18 years of age or older, between September 29th and October 4th, 2018. The margin of error for a random survey of 1,000 Canadians is ± 3.1 percentage points, 19 times out of 20.

www.nanos.co



2018-1286 – Canadian Centre on Substance Use and Addiction – STAT SHEET

			Region						Gender		Age		
			Canada 2018-09	Atlantic	Quebec	Ontario	Prairies	British Columbia	Male	Female	18 to 34	35 to 54	55 plus
Question - Have you ever used cannabis/marijuana in any form (bud, oil, hashish / joint, cigarette, bong, vaporizer, pipe, etc.)?	Total	Unwgt N	945	96	238	287	186	138	481	464	194	427	324
		Wgt N	949	96	240	286	186	140	464	484	267	319	363
	Yes, I tried it	%	46.6	38.1	49.7	45.5	44.3	52.7	45.1	48.1	47.7	50.7	42.2
	Yes, I tried it but I didn't inhale	%	1.8	3.9	1.4	2.0	1.7	0.6	1.2	2.4	3.0	1.1	1.5
	Yes, I use it occasionally	%	6.7	7.1	6.3	7.8	6.7	4.7	7.8	5.6	8.3	6.9	5.2
	Yes, I use it frequently	%	3.1	5.8	0.9	3.2	1.7	6.4	2.7	3.4	4.8	3.5	1.4
	No, but I am considering it when it's legal	%	2.1	3.3	0.9	2.7	1.7	2.7	1.8	2.4	2.6	1.6	2.1
	No, I have never used it	%	39.7	41.8	40.8	38.7	44.0	33.0	41.5	38.1	33.5	36.1	47.5

			Region						Gender		Age		
			Canada 2018-09	Atlantic	Quebec	Ontario	Prairies	British Columbia	Male	Female	18 to 34	35 to 54	55 plus
Question - Which of the following statements best describes your personal consumption of cannabis/marijuana, if at all once it is legalized. Are you... [RANDOMIZE]	Total	Unwgt N	1000	100	250	300	200	150	511	489	196	455	349
		Wgt N	1000	100	250	300	200	150	491	509	271	340	389
	More likely to smoke cannabis/marijuana	%	5.1	3.8	5.6	6.6	2.3	6.1	5.3	4.9	7.8	5.8	2.7
	More likely to eat or drink cannabis/marijuana-based products	%	15.0	15.8	8.9	18.9	13.0	19.5	14.3	15.7	17.9	14.9	13.1
	Equally likely to smoke, eat, or drink cannabis/marijuana-based products	%	8.8	9.5	5.5	10.2	8.4	11.3	9.9	7.7	10.7	9.6	6.7
	Will not consume cannabis/marijuana products	%	62.4	62.7	73.8	56.3	65.2	51.6	61.6	63.2	56.5	61.3	67.5
	Unsure	%	8.7	8.1	6.1	8.1	11.1	11.5	8.9	8.5	7.2	8.3	10.1

Nanos conducted an RDD dual frame (land- and cell- lines) hybrid telephone and online random survey of 1,000 Canadians, 18 years of age or older, between September 29th and October 4th, 2018. The margin of error for a random survey of 1,000 Canadians is ± 3.1 percentage points, 19 times out of 20.

www.nanos.co



2018-1286 – Canadian Centre on Substance Use and Addiction – STAT SHEET

			Region						Gender		Age		
			Canada 2018-09	Atlantic	Quebec	Ontario	Prairies	British Columbia	Male	Female	18 to 34	35 to 54	55 plus
Question - Are you confident, somewhat confident, somewhat not confident or not confident that police have the tools they need to detect cannabis/marijuana-impaired driving?	Total	Unwgt N	1000	100	250	300	200	150	511	489	196	455	349
		Wgt N	1000	100	250	300	200	150	491	509	271	340	389
	Confident	%	6.6	4.1	7.5	7.0	6.1	6.6	5.9	7.3	13.3	5.2	3.1
	Somewhat confident	%	19.8	27.3	22.6	21.6	14.7	13.5	18.6	21.0	18.2	20.2	20.6
	Somewhat not confident	%	28.7	29.3	36.0	25.3	26.3	26.3	27.8	29.6	28.1	28.2	29.6
	Not confident	%	41.0	38.1	31.0	41.3	46.4	51.6	43.3	38.8	34.5	42.6	44.1
	Unsure	%	3.9	1.1	2.8	4.8	6.5	2.1	4.3	3.4	5.9	3.8	2.5

Nanos conducted an RDD dual frame (land- and cell- lines) hybrid telephone and online random survey of 1,000 Canadians, 18 years of age or older, between September 29th and October 4th, 2018. The margin of error for a random survey of 1,000 Canadians is ± 3.1 percentage points, 19 times out of 20.

www.nanos.co